

3.2.1 Offline setup for version 30 SP2024

Download offline setups

With catalogs, cadworkprofil and userprofil

The languages available in the catalogs and userprofiles will vary according to the cadwork branch you belong to. For a Cadwork-04 clients, the languages available will be :

- French
- German
- Italian
- Dutch

For Cadwork Montreal clients (14.*****.*), the languages available will be either **English** or **French**.

The list of available plug-ins will also vary according to client number and language. To obtain a list of available plug-ins for your client number, please contact technical support. Contact details can be found in cadwork start, Support tab, as described in this manual in [Chapter 2.3 - Support tab](#).

Here are the links to download the ZIP file according to the client number and for version 30 SP2024. Please note that the files are quite large. We recommend a good internet connection for downloading.

Branch name cadwork	Example customer number	Download link
Cadwork Herisau <ul style="list-style-type: none">• Switzerland: German-speaking cantons, with the exception of the canton of Berne and bilingual cantons	02.12345.0 02.S001.0	Cadwork Herisau
Cadwork Austria <ul style="list-style-type: none">• Austria	03.12345.0 03.S001.0	Cadwork Austria

Cadwork-04 <ul style="list-style-type: none"> • French-speaking countries except Canada • Switzerland: French-speaking cantons • Switzerland: Canton of Berne • Switzerland: Bilingual cantons • Switzerland: Canton of Ticino • Italy • Japan 	04.12345.0 04.S001.0	Cadwork-04
Cadwork Hildesheim <ul style="list-style-type: none"> • Germany • Scandinavia 	05.12345.0 05.S001.0	Cadwork Hildesheim
Cadwork Iberica <ul style="list-style-type: none"> • Spain • Portugal • Latin America 	08.12345.0 08.S001.0	Cadwork Iberica
Cadwork Romania <ul style="list-style-type: none"> • Romania 	09.12345.0 09.S001.0	Cadwork Romania
Cadwork Montreal <ul style="list-style-type: none"> • Canada • USA 	14.12345.0 14.S001.0	Cadwork Montreal
Cadwork Australasia <ul style="list-style-type: none"> • Australia • New Zealand • Southeast Asia • Australasian Pacific Islands (English-speaking) 	15.12345.0 15.S001.0	Cadwork Australasia




Without catalogs, cadworkprofil and userprofil

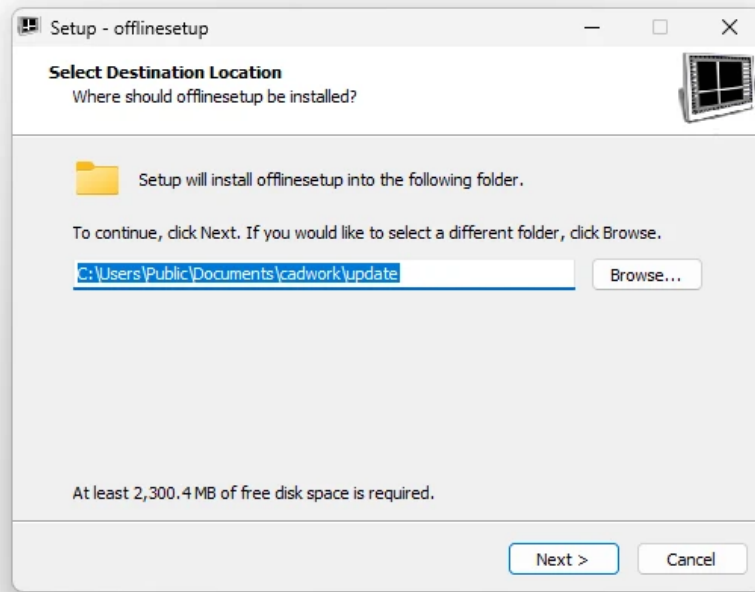
This zip file is lighter than the previous ones because it does not contain all the catalogs. Here is the link :

[Installer zip file without catalogs, cadworkprofil and userprofil .](#)

Update folder creation

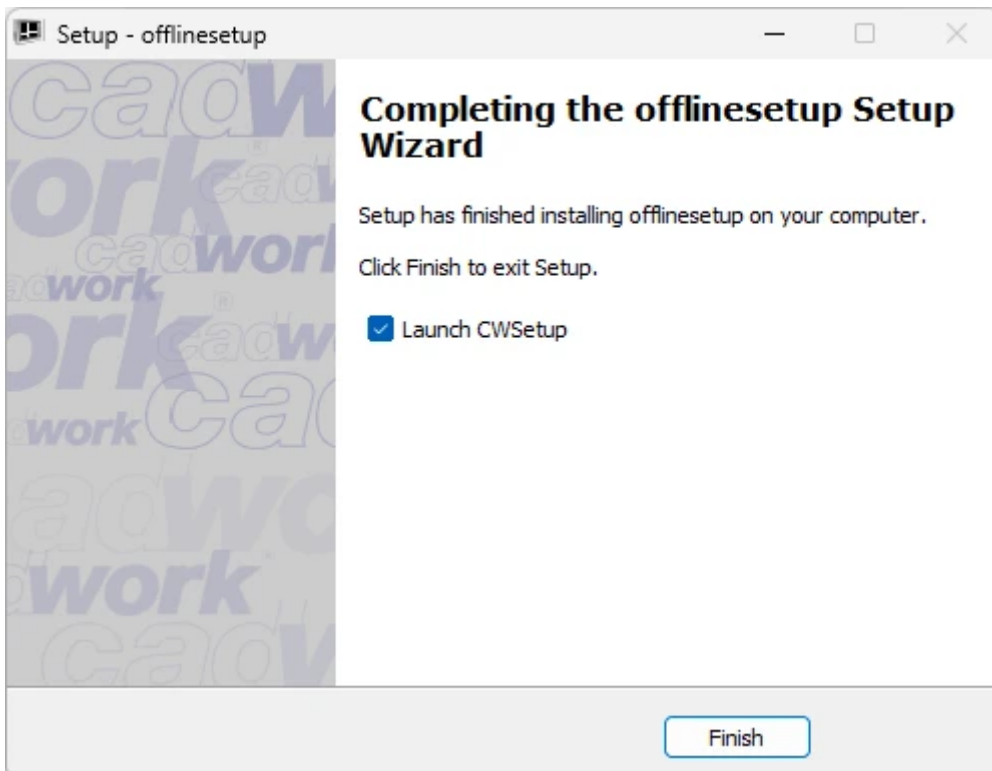
Once you've downloaded the zip file, you need to extract it. The contents will look like this, with a few slight differences depending on the file you choose:

Name	Date modified	Type	Size
 cadwork_offlinesetup_30.0_sp2024_x64.exe	20/06/2024 4:20 PM	Application	593 KB
 cadwork_offlinesetup_30.0_sp2024_x64-1.bin	20/06/2024 4:20 PM	BIN File	2,050,201 KB
 cadwork_offlinesetup_30.0_sp2024_x64-2.bin	20/06/2024 4:20 PM	BIN File	305,401 KB






Offline setup once extracted by double-clicking on the *.exe file to create or complete the **Update** folder.

Once the setup has been run off-line, the Update folder of your choice (here `C:\Users\Public\Documents\cadwork\update`) will have been populated with the latest installers. You will then be able to start the installation/update via cwsetup. The *Run CWSetup* option is checked by default.



You can start the installation or update of cadwork using the **Launch CWSetup** option.

Name	Date modified	Type	Size
 Cat	11/11/2020 9:15 PM	File folder	
 Exe	20/06/2024 4:40 PM	File folder	
 Setup	20/06/2024 4:40 PM	File folder	

Contents of the update folder after running cwsetup offline.