

## 4.2.1 Offline setup for version 30 SP2024

# Download offline setups

## With catalogs, cadworkprofil and userprofil

The languages available in the catalogs and userprofiles will vary according to the cadwork branch you belong to. For a Cadwork-04 clients, the languages available will be :

- French
- German
- Italian
- Dutch

For Cadwork Montreal clients (14.\*\*\*\*\*.\*), the languages available will be either **English** or **French**.

The list of available plug-ins will also vary according to client number and language. To obtain a list of available plug-ins for your client number, please contact technical support. Contact details can be found in cadwork start, Support tab, as described in this manual in [Chapter 2.3 - Support tab](#).

Here are the links to download the ZIP file according to the client number and for version 30 SP2024. Please note that the files are quite large. We recommend a good internet connection for downloading.

Branch name cadwork	Example customer number	Download link
<b>Cadwork Herisau</b> <ul style="list-style-type: none"><li>• Switzerland: German-speaking cantons, with the exception of the canton of Berne and bilingual cantons</li></ul>	02.12345.0 02.S001.0	<a href="#">Cadwork Herisau</a>
<b>Cadwork Austria</b> <ul style="list-style-type: none"><li>• Austria</li></ul>	03.12345.0 03.S001.0	<a href="#">Cadwork Austria</a>

<b>Cadwork-04</b> <ul style="list-style-type: none"> <li>• French-speaking countries except Canada</li> <li>• Switzerland: French-speaking cantons</li> <li>• Switzerland: Canton of Berne</li> <li>• Switzerland: Bilingual cantons</li> <li>• Switzerland: Canton of Ticino</li> <li>• Italy</li> <li>• Japan</li> </ul>	04.12345.0 04.S001.0	<a href="#">Cadwork-04</a>
<b>Cadwork Hildesheim</b> <ul style="list-style-type: none"> <li>• Germany</li> <li>• Scandinavia</li> </ul>	05.12345.0 05.S001.0	<a href="#">Cadwork Hildesheim</a>
<b>Cadwork Iberica</b> <ul style="list-style-type: none"> <li>• Spain</li> <li>• Portugal</li> <li>• Latin America</li> </ul>	08.12345.0 08.S001.0	<a href="#">Cadwork Iberica</a>
<b>Cadwork Romania</b> <ul style="list-style-type: none"> <li>• Romania</li> </ul>	09.12345.0 09.S001.0	<a href="#">Cadwork Romania</a>
<b>Cadwork Montreal</b> <ul style="list-style-type: none"> <li>• Canada</li> <li>• USA</li> </ul>	14.12345.0 14.S001.0	<a href="#">Cadwork Montreal</a>
<b>Cadwork Australasia</b> <ul style="list-style-type: none"> <li>• Australia</li> <li>• New Zealand</li> <li>• Southeast Asia</li> <li>• Australasian Pacific Islands (English-speaking)</li> </ul>	15.12345.0 15.S001.0	<a href="#">Cadwork Australasia</a>




## Without catalogs, cadworkprofil and userprofil

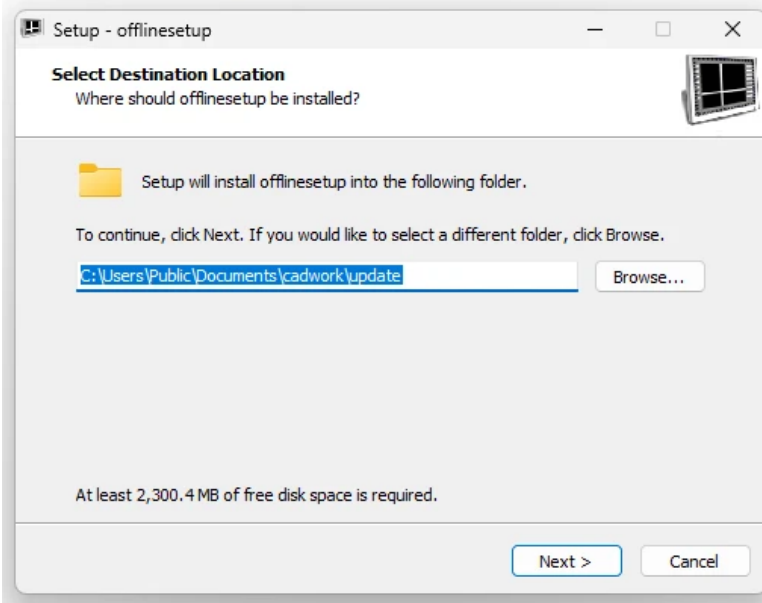
This zip file is lighter than the previous ones because it does not contain all the catalogs. Here is the link :

[Installer zip file without catalogs, cadworkprofil and userprofil .](#)

## Update folder creation

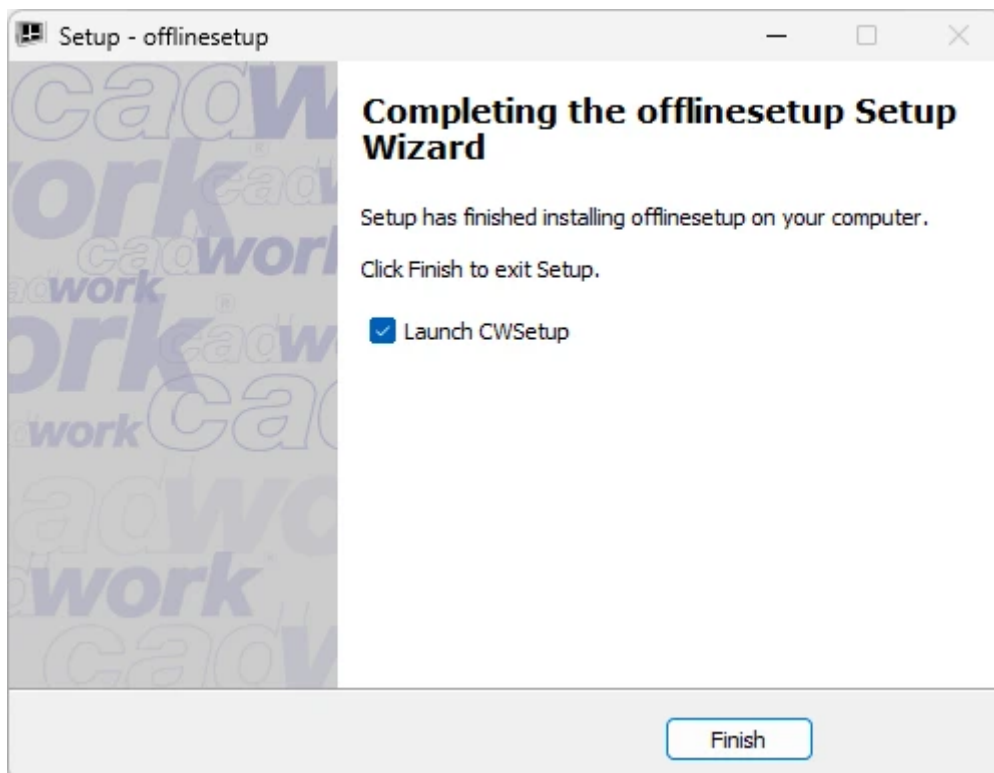
Once you've downloaded the zip file, you need to extract it. The contents will look like this, with a few slight differences depending on the file you choose:

Name	Date modified	Type	Size
 cadwork_offlinesetup_30.0_sp2024_x64.exe	20/06/2024 4:20 PM	Application	593 KB
 cadwork_offlinesetup_30.0_sp2024_x64-1.bin	20/06/2024 4:20 PM	BIN File	2,050,201 KB
 cadwork_offlinesetup_30.0_sp2024_x64-2.bin	20/06/2024 4:20 PM	BIN File	305,401 KB






Offline setup once extracted by double-clicking on the \*.exe file to create or complete the **Update** folder.

Once the setup has been run off-line, the Update folder of your choice (here `C:\Users\Public\Documents\cadwork\update`) will have been populated with the latest installers. You will then be able to start the installation/update via cwsetup. The *Run CWSetup* option is checked by default.



You can start the installation or update of cadwork using the **Launch CWSetup** option.

Name	Date modified	Type	Size
 Cat	11/11/2020 9:15 PM	File folder	
 Exe	20/06/2024 4:40 PM	File folder	
 Setup	20/06/2024 4:40 PM	File folder	

*Contents of the update folder after running cwsetup offline.*