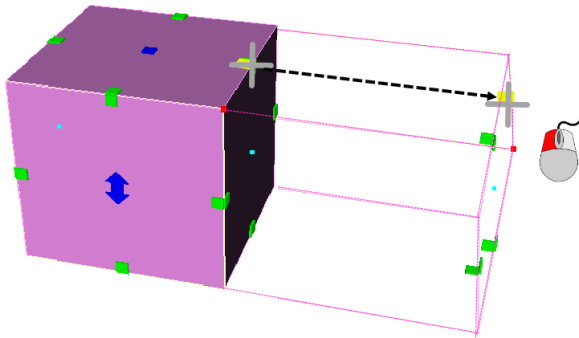


4.37 Stretch

Stretch the element with the mouse L

Activate the element ? click with L on the green handle, hold the pressure and stretch in the desired direction

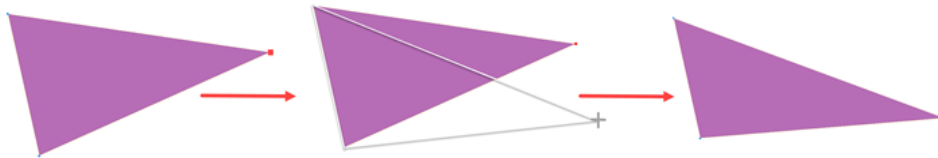


Key **7** ? Stretch

When a point is active, the **7** key stretches the element. For a volume element, either the height, width or length is changed.

Example: surface

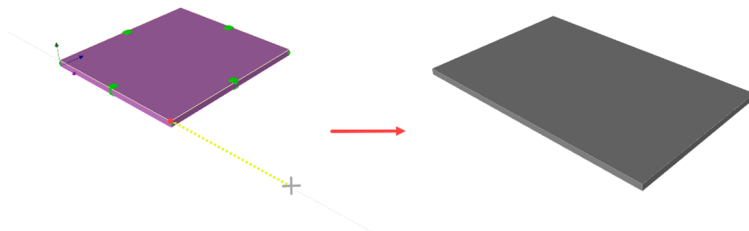
Activate the point ? key **7** ? move the point



The **7** + **X**/**Y**/**Z** key stretches the element in X/Y/Z direction.

Set the volume

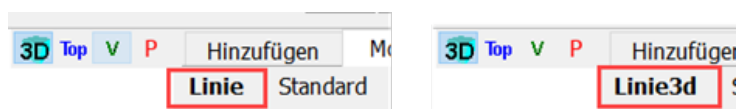
Activate the point ? key **7** ? move the point



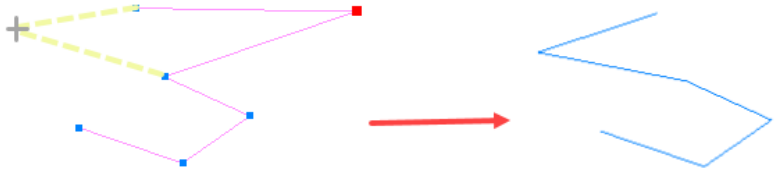
L Length, **H** according to height, **B** according to width, **F** Adjustment to surface

Stretch the line

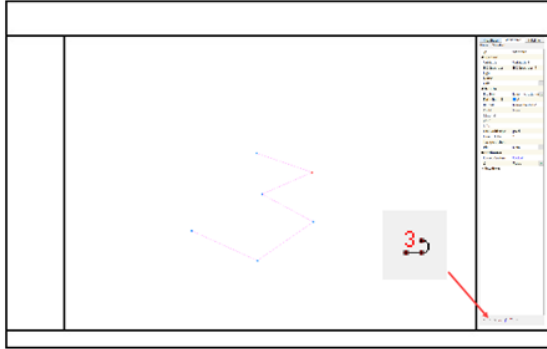
A 2D line is marked with "line". A 3D line is marked with Line3d.



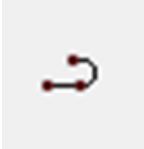
A 2D line can only be stretched in the plane. A 3D line can be stretched in the XYZ direction.



An active 2D line can be converted into a 3D line:



A 3D line can also be converted back to a 2D line.



Stretch Mesh

Activate the point ? key **7** ? move the point

