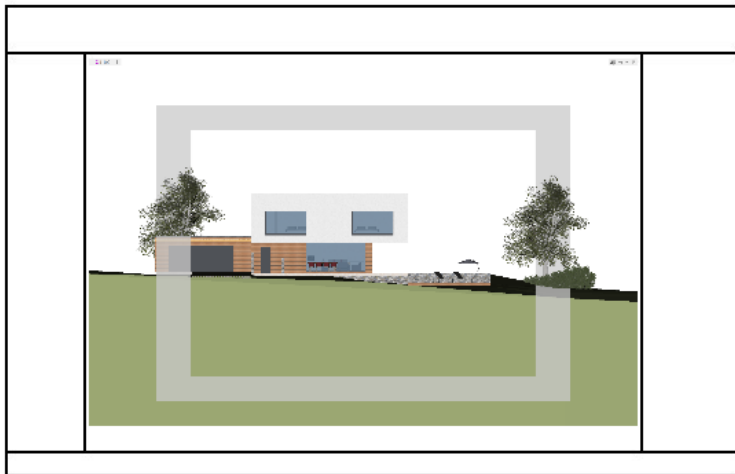
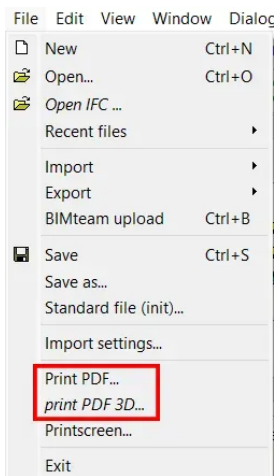


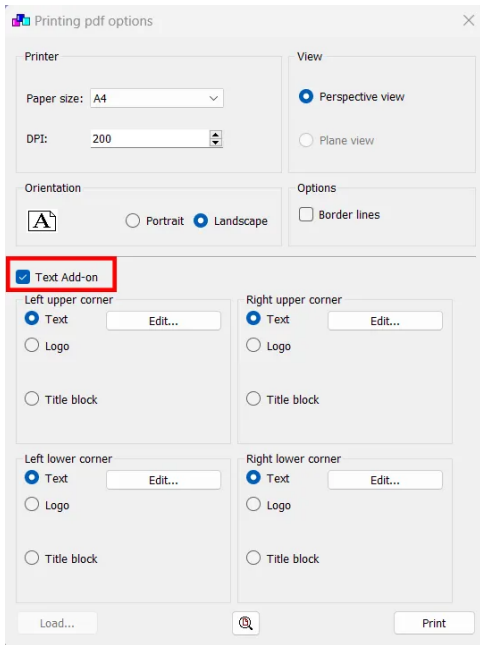
4.3 Print

A view can be printed with the "Print PDF" function. "Print PDF" is located in the top menu in the File area.



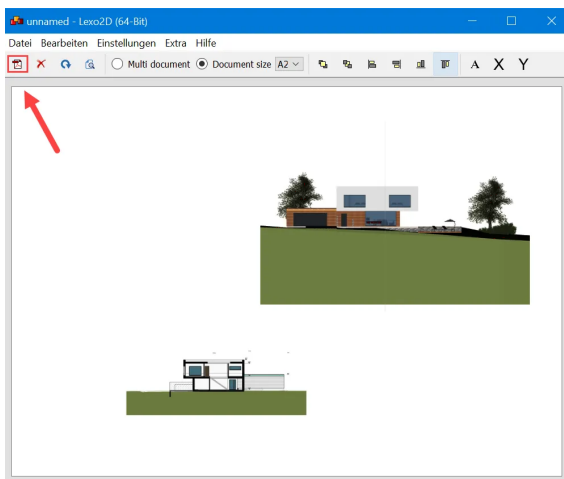
Print Options:

The print options window opens automatically and can be moved around. By clicking on "Add text", it is possible to define texts in the corners.



Lexo 2D : printing with plan header or different views

"Lexo 2D" allows to display and print several PDFs in one view. Lexo 2D can be called up in the top menu under "Extra".



The prepared PDFs can be loaded and organized in Lexo 2D. The saved Lexo 2D file always shows the current state of the integrated PDFs when it is opened. Changes made in Lexocad can therefore be quickly transferred to the PDF.

