

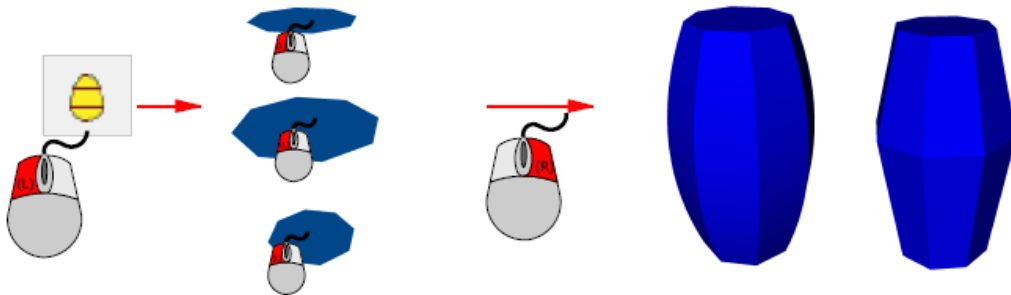
4.1.6 Nurbs

Nurbs is a function to create a 3D volume or envelope from individual surfaces or cross-section lines.

Surfaces form a volume. Lines form a lateral surface.





Click on the Nurbs icon ? activate the first surface (or line) ? activate the second surface ? activate the third surface ? click the right mouse button R



If you select all the surfaces together, there is rounding.

If you select only two surfaces, they are directly connected and there is no rounding (volume on the right).

It is also possible to use a Nurbs function along a line. To do this, click on the  key and activate the line.

?lick on the Nurbs icon ? activate the first surface ? activate the second surface ? key  ? activate the line ? right mouse click R

