

# 6.1.1 Main functions Overview

## Tutorial Video

### Description

#### Computer Mouse


- Right mouse button: Rotate view
- Left mouse button: activate and move element
- Lasso or shift: activate multiple element
- Left mouse button and shift lasso: activate specific point


#### Left window (structure & show/hide elements)


- Left windows can be arranged
- Left windows: show and hide elements
- Left window: Create layer


#### Catalog: Add elements

- Add elements (via Drag & Drop)

- **F** key: Draw surfaces 

- **L** key: Draw lines 

- Add text 

- Add dimension 

#### Toolbar: Modify elements

- Key **5**: Move elements




- Key **6**: Copy elements



- **R** key: Rotate elements

- **U** key: make active elements invisible



- Key **i**: View active elements in isolation

- Key **j**: Show all elements

- Modify element (e.g. crane)

### **Miscellaneous**

- User catalog (own elements can be saved)

- Top View

- Multiple windows

- Change background color (Under display)