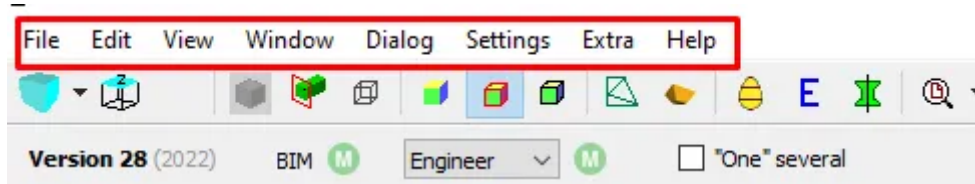


## 2.1 Menu windows

Top menu:



The main basic functions in the Top menu are:

**File:**

- Save
- Open a new file
- Import
- Export
- Print file

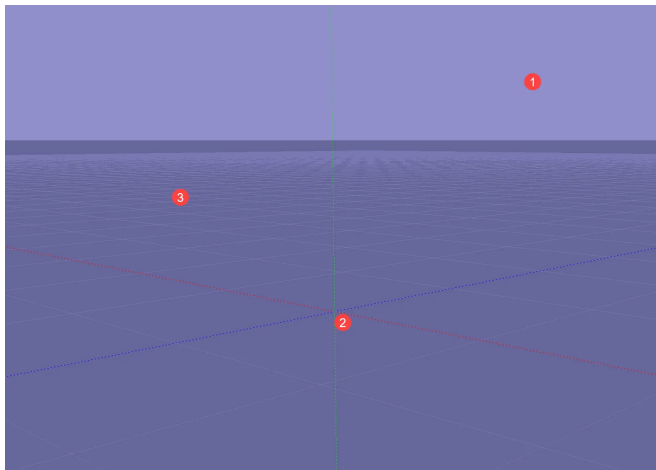
**View:**

- cadwork style: user interface becomes dark, like in cadwork 2d/3d/2dr
- Background color settings for 2D, 3D and sections
- Show / hide zero point
- Show / hide grid

1. Background

2. Grids

3. Zero point (origin 0,0,0)



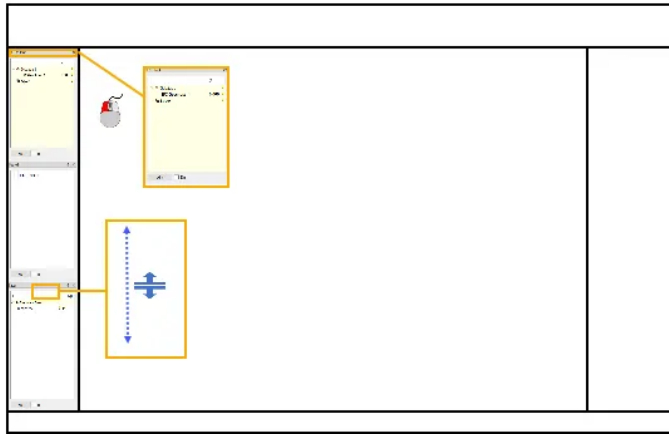
**Window:**

Display information windows such as "IFC structure", "layers", etc.

? Windows open in the left menu

? Windows can be moved by "drag and drop".

? windows can be enlarged and reduced



### Dialog:

- Component Manager: show components in the preview and add additional information
- Material: Define materials
- Define properties
- Various BIM applications like "5D costing"

### Settings:

- Language setting etc.

### Help:

- Function Keys **F1** - **F12**: Record custom commands
- Mouse Options: Overview of different mouse options
- Keyboard options : Overview of the different keyboard options
- Learning information ? tutorials, releasenotes, manual, etc.
- License: overview of all activated / non-activated licenses
- Lexocad update