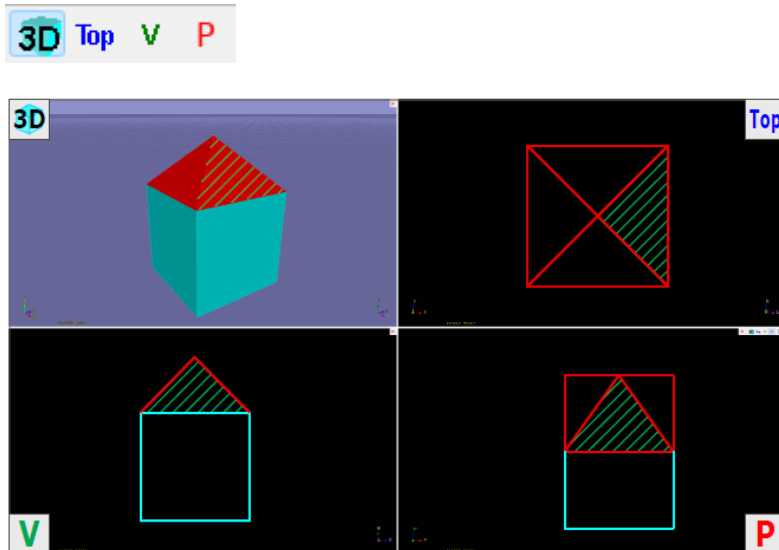
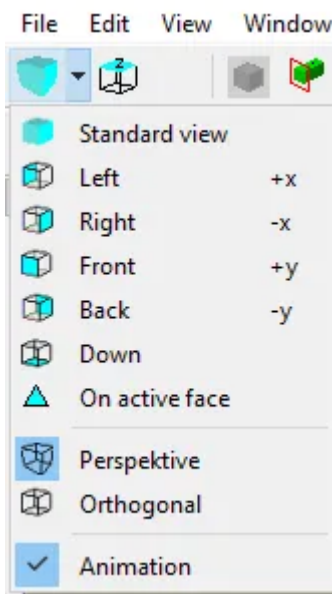


2.5 View Menu (3d / Top, V,P)

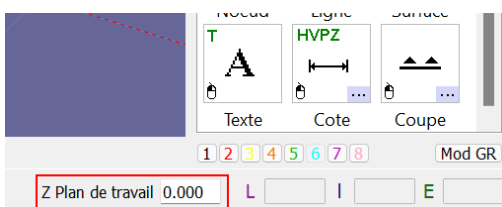
It is possible to work in different viewers within lexocad:



3D: The model is displayed as an axonometry. It is however possible to define different views:



It is also possible to define the height of the grid (Z working plane).



Top: The model is displayed in a vertical view/plane.

It is possible to define a horizontal plane altitude and to work in a 2D plane (option "projection" checked). In this case, the addition of a surface will be projected in this

2D plane, independent of the points defined on the 3D model.

Z Horizontal plane 0.000 ☒ 2D projection

V: The model is displayed in a view / vertical plane defined by 2 points.

It is possible to work in a 2D plane (option "projection" checked). In this case, the addition of a surface will be projected in this 2D plane, independent of the points defined on the 3D model.

It is also possible to modify the position of the 2D plane in the depth (perpendicular to the screen).

V Vertical plane -6.000 ☒ 2D projection

P: View / any plane defined by 3 points or a plane.

This view allows you to position yourself anywhere in the 3Dspace.

It is possible to work in a 2D plane (option "projection" checked). In this case, adding a surface will be projected into this 2D plane, regardless of the points defined in the 3D model.

It is also possible to change the position of the 2D plane in depth (perpendicular to the screen) and define it as a 2D plane.

General plane 6.000 ☒ 2D projection