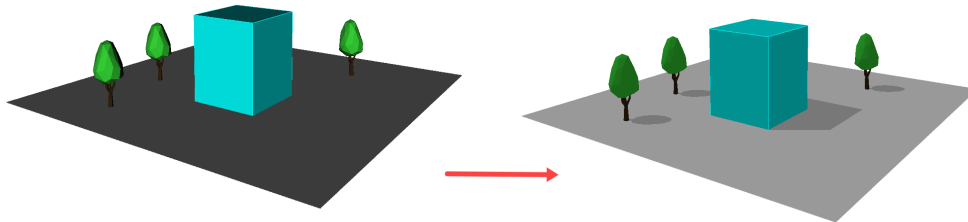


4.1.26 Shadow dialog

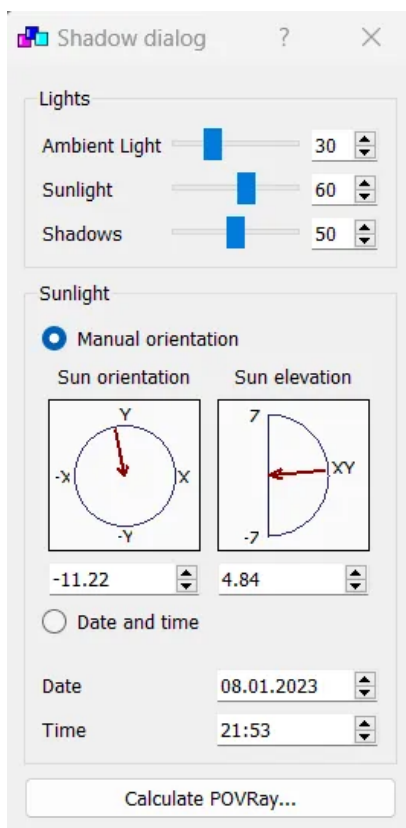
The "Shadows dialog" function is located in the toolbar:



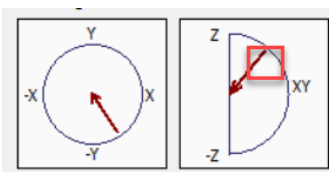
When this function is used, a shadow is displayed:



By pressing **R** on the "Shadows dialogue" icon, a settings window opens, in which it is possible to define several options:



The position and azimuth of the sun can be changed by moving the arrows with the mouse:



Calculate POVRay:

POVRay is an image rendering program. You need this function when you have additional light sources, reflections, transparencies,

This allows to create an image with a correct influence of light.